

Roughneck single conductor connectors

Cl. I, Div. 2, Groups A, B, C, D
 Cl. I, Zone 2, AEx ec IIC Gc
 UL Listed
 CSA Certified
 NEMA 3; IP54

cURus
 CE
 IEC
 CENELEC

10P

Applications:

- Roughneck™ plugs and receptacles are built to take heavy abuse while providing a simple, secure and safe connection
- Roughneck products are designed specifically for oil and gas drilling applications

Certifications and compliances:

Standard model:

- cURus: E73864
- NEMA 3
- CE marked

Hazardous rated model:

- Class I, Zone 2, AEx ec IIC Gc
- Ex ec IIC Gc
- Class I, Division 2, Groups A, B, C, D
- Ⓢ II 3 G Ex ec IIC Gc
- In-line connector:
 Ta = -25°C to +55°C
 Panel mount:
 Ta = -40°C to +55°C

- IP54
- IECEx UL 19.0012U
- DEMKO 19 ATEX 2182U

Standards:

- IEC 60079-0, 7th Edition
- IEC 60079-7, 5th Edition
- CENELEC EN 60079-0:2018
- CENELEC EN 60079-7:2015
- UL60079-0; UL60079-7; UL121201
- CSA C22.2 No. 60079-0; CSA C22.2 No. 60079-7

Standard materials:

- Insulator – rubber
- Receptacle shell – epoxy powder coated aluminum alloy
- Hardware – stainless steel
- Contact – copper

E1015 ground lug

- Enables user to terminate ground wire to the shell of the E1049 receptacle
- cURus pending



Electrical ratings:

Standard E1049

Ampacity rating – 40°C ambient

Cable size	90°C ^A	125°C ^A
4/0	405A	510A
262 MCM	455A	567A
313 MCM	513A	636A
444 MCM	642A	796A
535 MCM	724A	898A
646 MCM	814A	1009A
777 MCM	916A	1135A

Hazardous rated E1049X

Ampacity rating – 55°C ambient

Cable size	125°C ^B
313 MCM	636A
444 MCM	750A
535 MCM	815A
646 MCM	920A
777 MCM	1030A

Features – receptacle:

Receptacle bus bar

- Can be mounted in the vertical, horizontal or 45° angle position for the ultimate in flexibility

Stainless steel rotating latch

- Provides a tool-free, secure connection in tight locations; also available in short throw configuration

Lockout/tagout compatible

Male contacts

- Equipped with safe front insulated tip

Epoxy powder coated shells

- Provide superior corrosion resistance; color-coded to prevent cross-phasing

Ball check pin

- Locks latch in place for additional protection in high vibration environments
- Optional on rotating latch

Colored couplers

- Available in epoxy powder coat



^A Conductor temperature shall not exceed these ratings.

^B Conductor temperature shall not exceed these ratings. Products are to only be used with copper Type P or TC-er cable; cable range of 313-777 MCM.

Roughneck single conductor connectors

Cl. I, Div. 2, Groups A, B, C, D
Cl. I, Zone 2, AEx ec IIC Gc
UL Listed
CSA Certified
NEMA 3; IP54

cURus
CE
IEC
CENELEC

10P

Features – plug:

Male contacts

- Equipped with Cam-Lok's safe front insulated tip



Specially plated copper contacts

- Provide minimum resistance and heating

Easy alignment

- Insulator slots allow for easy alignment of contact drive pins and internal locking mechanism




Contact stamp

- All contacts marked with cable size and crimp die



Available colors – plugs, receptacles and couplers:

Ten colors are available to provide easy circuit identification when mating plugs with receptacles. Color coding helps prevent reverse phasing on AC circuits or cross-polarization on DC circuits to assure correct rotation of motors while providing for operator safety.



Roughneck E1049 male and female plugs

Cable size 313 MCM
1000V AC/DC, up to 636A continuous

Cl. I, Div. 2, Groups A, B, C, D
Cl. I, Zone 2, AEx ec IIC Gc
UL Listed
CSA Certified
NEMA 3; IP54

cURus
CE
IEC
CENELEC

10P

Hex crimp or solder connection

Features:

- Contacts machined from solid copper and specially plated for corrosion resistance and superior conductivity
- Color-coded rubber insulator provides quick visual identification of circuit and phase connections
- Watertight insulators provide maximum protection
- Male and female contacts are assembled to cable with standard crimp tools
- Drive pins on contacts securely lock it to the insulator
- Male contacts are equipped with safe front insulated tip

Standard materials:

- Insulator – rubber
- Receptacle shell – epoxy powder coated aluminum alloy
- Hardware – stainless steel
- Contact – copper

Ordering information:


Male plugs



E1049-34

Connection type and wire size	Color	Cat. # Complete male connector		Cat. # Insulator		Cat. # Contact assembly
		Standard	Hazardous	Standard	Hazardous	
Hexagon crimp or solder 313 MCM	Black	E1049-31	E1049X-31	A201106-1	A201106X-1	Standard A201107-4
	Yellow	E1049-32	E1049X-32	A201106-2	A201106X-2	
	Red	E1049-33	E1049X-33	A201106-3	A201106X-3	
	Orange	E1049-34	E1049X-34	A201106-4	A201106X-4	
	Green	E1049-35	E1049X-35	A201106-5	A201106X-5	
	White	E1049-36	E1049X-36	A201106-6	A201106X-6	Hazardous A201107X-4
	Blue	E1049-37	E1049X-37	A201106-7	A201106X-7	
	Brown	E1049-38	E1049X-38	A201106-8	A201106X-8	
	Purple	E1049-39	E1049X-39	A201106-20	A201106X-20	
	Gray	E1049-40	E1049X-40	A201106-21	A201106X-21	

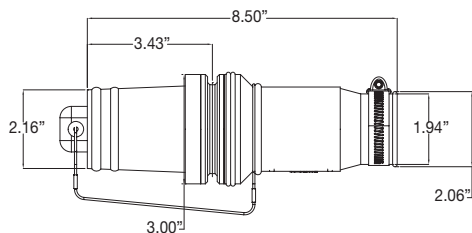
Female plugs



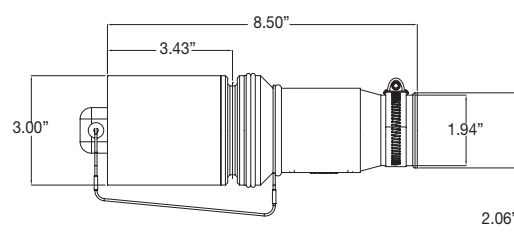
E1049-82

Connection type and wire size	Color	Cat. # Complete female connector		Cat. # Insulator		Cat. # Contact assembly
		Standard	Hazardous	Standard	Hazardous	
Hexagon crimp or solder 313 MCM	Black	E1049-80	E1049X-80	A201100-1	A201100X-1	Standard A201103-4
	Yellow	E1049-81	E1049X-81	A201100-2	A201100X-2	
	Red	E1049-82	E1049X-82	A201100-3	A201100X-3	
	Orange	E1049-83	E1049X-83	A201100-4	A201100X-4	
	Green	E1049-84	E1049X-84	A201100-5	A201100X-5	
	White	E1049-85	E1049X-85	A201100-6	A201100X-6	Hazardous A201103X-4
	Blue	E1049-86	E1049X-86	A201100-7	A201100X-7	
	Brown	E1049-87	E1049X-87	A201100-8	A201100X-8	
	Purple	E1049-88	E1049X-88	A201100-25	A201100X-25	
	Gray	E1049-89	E1049X-89	A201100-26	A201100X-26	

Dimensions:



Male connector



Female connector

Standard E1049

Ampacity rating – 40°C ambient

Cable size	90°C	125°C
313 MCM	513A	636A

Hazardous E1049X

Ampacity rating – 55°C ambient

Cable size	125°C
313 MCM	636A

Ⓢ Conductor temperature shall not exceed these ratings. Products are to only be used with copper Type P or TC-er cable; cable range of 313-777 MCM.

Roughneck E1049 male and female plugs

Cable size 444 MCM
1000V AC/DC, up to 796A continuous

Cl. I, Div. 2, Groups A, B, C, D
Cl. I, Zone 2, AEx ec IIC Gc
UL Listed
CSA Certified
NEMA 3; IP54

cURus
CE
IEC
GENELEC

10P

Hex crimp or solder connection

Features:

- Contacts machined from solid copper and specially plated for corrosion resistance and superior conductivity
- Color-coded rubber insulator provides quick visual identification of circuit and phase connections
- Watertight insulators provide maximum protection
- Male and female contacts are assembled to cable with standard crimp tools
- Drive pins on contacts securely lock it to the insulator
- Male contacts are equipped with safe front insulated tip

Standard materials:

- Insulator – rubber
- Receptacle shell – epoxy powder coated aluminum alloy
- Hardware – stainless steel
- Contact – copper

Ordering information:

Male plugs



E1049-210

Connection type and wire size	Color	Cat. # Complete male connector		Cat. # Insulator		Cat. # Contact assembly
		Standard	Hazardous	Standard	Hazardous	
Hexagon crimp or solder 444 MCM	Black	E1049-201	E1049X-201	A201106-1	A201106X-1	Standard A201107-8
	Yellow	E1049-202	E1049X-202	A201106-2	A201106X-2	
	Red	E1049-203	E1049X-203	A201106-3	A201106X-3	
	Orange	E1049-204	E1049X-204	A201106-4	A201106X-4	
	Green	E1049-205	E1049X-205	A201106-5	A201106X-5	
	White	E1049-206	E1049X-206	A201106-6	A201106X-6	
	Blue	E1049-207	E1049X-207	A201106-7	A201106X-7	Hazardous A201107X-8
	Brown	E1049-208	E1049X-208	A201106-8	A201106X-8	
	Purple	E1049-209	E1049X-209	A201106-20	A201106X-20	
	Gray	E1049-210	E1049X-210	A201106-21	A201106X-21	

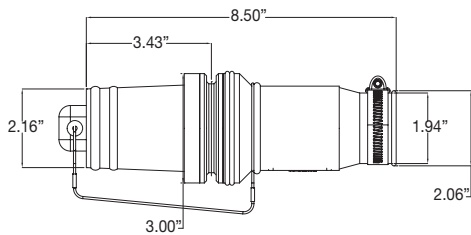
Female plugs



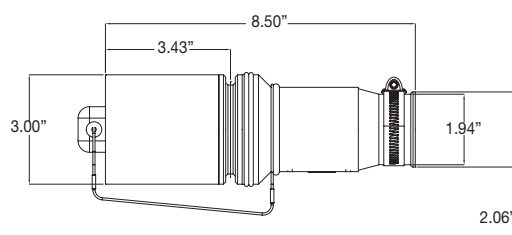
E1049-256

Connection type and wire size	Color	Cat. # Complete female connector		Cat. # Insulator		Cat. # Contact assembly
		Standard	Hazardous	Standard	Hazardous	
Hexagon crimp or solder 444 MCM	Black	E1049-250	E1049X-250	A201100-1	A201100X-1	Standard A201103-8
	Yellow	E1049-251	E1049X-251	A201100-2	A201100X-2	
	Red	E1049-252	E1049X-252	A201100-3	A201100X-3	
	Orange	E1049-253	E1049X-253	A201100-4	A201100X-4	
	Green	E1049-254	E1049X-254	A201100-5	A201100X-5	
	White	E1049-255	E1049X-255	A201100-6	A201100X-6	
	Blue	E1049-256	E1049X-256	A201100-7	A201100X-7	Hazardous A201103X-8
	Brown	E1049-257	E1049X-257	A201100-8	A201100X-8	
	Purple	E1049-258	E1049X-258	A201100-25	A201100X-25	
	Gray	E1049-259	E1049X-259	A201100-26	A201100X-26	

Dimensions:



Male connector



Female connector

Standard E1049

Ampacity rating – 40°C ambient

Cable size	90°C [Ⓟ]	125°C [Ⓟ]
444 MCM	642A	796A

Hazardous E1049X

Ampacity rating – 55°C ambient

Cable size	125°C [Ⓟ]
444 MCM	750A

[Ⓟ] Conductor temperature shall not exceed these ratings. Products are to only be used with copper Type P or TC-cable; cable range of 313-777 MCM.

Roughneck E1049 male and female plugs

Cable size 535 MCM
1000V AC/DC, up to 898A continuous

Cl. I, Div. 2, Groups A, B, C, D
Cl. I, Zone 2, AEx ec IIC Gc
UL Listed
CSA Certified
NEMA 3; IP54

cURus
CE
IEC
CENELEC

10P

Roughneck E1049 hex crimp or solder

Features:

- Contacts machined from solid copper and specially plated for corrosion resistance and superior conductivity
- Color-coded rubber insulator provides quick visual identification of circuit and phase connections
- Watertight insulators provide maximum protection
- Male and female contacts are assembled to cable with standard crimp tools
- Drive pins on contacts securely lock it to the insulator
- Male contacts are equipped with safe front insulated tip

Standard materials:

- Insulator – rubber
- Receptacle shell – epoxy powder coated aluminum alloy
- Hardware – stainless steel
- Contact – copper

Ordering information:

Male plugs



E1049-10

Connection type and wire size	Color	Cat. # Complete male connector		Cat. # Insulator		Cat. # Contact assembly
		Standard	Hazardous	Standard	Hazardous	
Hexagon crimp or solder 535 MCM	Black	E1049-1	E1049X-1	A201106-1	A201106X-1	Standard A201107-1
	Yellow	E1049-2	E1049X-2	A201106-2	A201106X-2	
	Red	E1049-3	E1049X-3	A201106-3	A201106X-3	
	Orange	E1049-4	E1049X-4	A201106-4	A201106X-4	
	Green	E1049-5	E1049X-5	A201106-5	A201106X-5	
	White	E1049-6	E1049X-6	A201106-6	A201106X-6	Hazardous A201107X-1
	Blue	E1049-7	E1049X-7	A201106-7	A201106X-7	
	Brown	E1049-8	E1049X-8	A201106-8	A201106X-8	
	Purple	E1049-9	E1049X-9	A201106-20	A201106X-20	
	Gray	E1049-10	E1049X-10	A201106-21	A201106X-21	

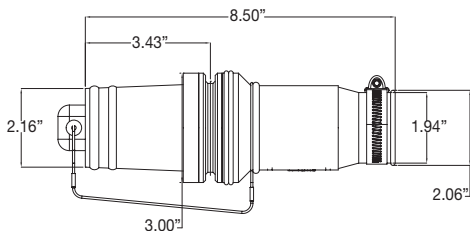
Female plugs



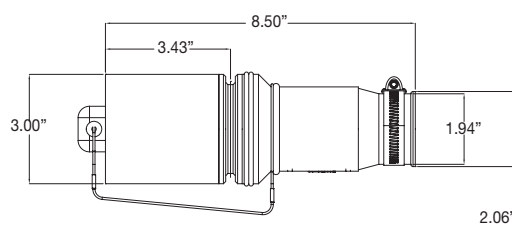
E1049-58

Connection type and wire size	Color	Cat. # Complete female connector		Cat. # Insulator		Cat. # Contact assembly
		Standard	Hazardous	Standard	Hazardous	
Hexagon crimp or solder 535 MCM	Black	E1049-50	E1049X-50	A201100-1	A201100X-1	Standard A201103-1
	Yellow	E1049-51	E1049X-51	A201100-2	A201100X-2	
	Red	E1049-52	E1049X-52	A201100-3	A201100X-3	
	Orange	E1049-53	E1049X-53	A201100-4	A201100X-4	
	Green	E1049-54	E1049X-54	A201100-5	A201100X-5	
	White	E1049-55	E1049X-55	A201100-6	A201100X-6	Hazardous A201103X-1
	Blue	E1049-56	E1049X-56	A201100-7	A201100X-7	
	Brown	E1049-57	E1049X-57	A201100-8	A201100X-8	
	Purple	E1049-58	E1049X-58	A201100-25	A201100X-25	
	Gray	E1049-59	E1049X-59	A201100-26	A201100X-26	

Dimensions:



Male connector



Female connector

Standard E1049

Ampacity rating – 40°C ambient

Cable size	90°C ^E	125°C ^E
535 MCM	724A	898A

Hazardous E1049X

Ampacity rating – 55°C ambient

Cable size	125°C ^E
535 MCM	815A

^E Conductor temperature shall not exceed these ratings. Products are to only be used with copper Type P or TC-er cable; cable range of 313-777 MCM.

Roughneck E1049 male and female plugs

Cable size 646 MCM
1000V AC/DC, up to 1009A continuous

Cl. I, Div. 2, Groups A, B, C, D
Cl. I, Zone 2, AEx ec IIC Gc
UL Listed
CSA Certified
NEMA 3; IP54

cURus
CE
IEC
GENELEC

10P

Hex crimp or solder connection

Features:

- Contacts machined from solid copper and specially plated for corrosion resistance and superior conductivity
- Color-coded rubber insulator provides quick visual identification of circuit and phase connections
- Watertight insulators provide maximum protection
- Male and female contacts are assembled to cable with standard crimp tools
- Drive pins on contacts securely lock it to the insulator
- Male contacts are equipped with safe front insulated tip

Standard materials:

- Insulator – rubber
- Receptacle shell – epoxy powder coated aluminum alloy
- Hardware – stainless steel
- Contact – copper

Ordering information:

Male plugs



E1049-14

Connection type and wire size	Color	Cat. # Complete male connector		Cat. # Insulator		Cat. # Contact assembly
		Standard	Hazardous	Standard	Hazardous	
Hexagon crimp or solder 646 MCM	Black	E1049-11	E1049X-11	A201106-1	A201106X-1	Standard A201107-2
	Yellow	E1049-12	E1049X-12	A201106-2	A201106X-2	
	Red	E1049-13	E1049X-13	A201106-3	A201106X-3	
	Orange	E1049-14	E1049X-14	A201106-4	A201106X-4	
	Green	E1049-15	E1049X-15	A201106-5	A201106X-5	
	White	E1049-16	E1049X-16	A201106-6	A201106X-6	
	Hazardous A201107X-2	Blue	E1049-17	E1049X-17	A201106-7	A201106X-7
		Brown	E1049-18	E1049X-18	A201106-8	A201106X-8
		Purple	E1049-19	E1049X-19	A201106-20	A201106X-20
		Gray	E1049-20	E1049X-20	A201106-21	A201106X-21

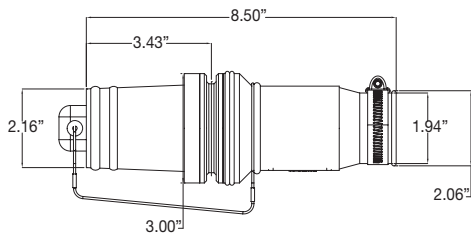
Female plugs



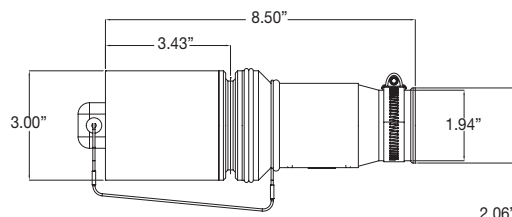
E1049-64

Connection type and wire size	Color	Cat. # Complete female connector		Cat. # Insulator		Cat. # Contact assembly
		Standard	Hazardous	Standard	Hazardous	
Hexagon crimp or solder 646 MCM	Black	E1049-60	E1049X-60	A201100-1	A201100X-1	Standard A201103-2
	Yellow	E1049-61	E1049X-61	A201100-2	A201100X-2	
	Red	E1049-62	E1049X-62	A201100-3	A201100X-3	
	Orange	E1049-63	E1049X-63	A201100-4	A201100X-4	
	Green	E1049-64	E1049X-64	A201100-5	A201100X-5	
	White	E1049-65	E1049X-65	A201100-6	A201100X-6	
	Hazardous A201103X-2	Blue	E1049-66	E1049X-66	A201100-7	A201100X-7
		Brown	E1049-67	E1049X-67	A201100-8	A201100X-8
		Purple	E1049-68	E1049X-68	A201100-25	A201100X-25
		Gray	E1049-69	E1049X-69	A201100-26	A201100X-26

Dimensions:



Male connector



Female connector

Standard E1049

Ampacity rating – 40°C ambient

Cable size	90°C F	125°C F
646 MCM	814A	1009A

Hazardous E1049X

Ampacity rating – 55°C ambient

Cable size	125°C F
646 MCM	920A

Ⓢ Conductor temperature shall not exceed these ratings. Products are to only be used with copper Type P or TC-cable; cable range of 313-777 MCM.

Roughneck E1049 male and female plugs

Cable size 777 MCM
1000V AC/DC, up to 1135A continuous

Cl. I, Div. 2, Groups A, B, C, D
Cl. I, Zone 2, AEx ec IIC Gc
UL Listed
CSA Certified
NEMA 3; IP54

cURus
CE
IEC
CENELEC

10P

Hex crimp or solder connection

Features:

- Contacts machined from solid copper and specially plated for corrosion resistance and superior conductivity
- Color-coded rubber insulator provides quick visual identification of circuit and phase connections
- Watertight insulators provide maximum protection
- Male and female contacts are assembled to cable with standard crimp tools
- Drive pins on contacts securely lock it to the insulator
- Male contacts are equipped with safe front insulated tip

Standard materials:

- Insulator – rubber
- Receptacle shell – epoxy powder coated aluminum alloy
- Hardware – stainless steel
- Contact – copper

Ordering information:

Male plugs



E1049-29

Connection type and wire size	Color	Cat. # Complete male connector		Cat. # Insulator		Cat. # Contact assembly
		Standard	Hazardous	Standard	Hazardous	
Hexagon crimp or solder 777 MCM	Black	E1049-21	E1049X-21	A201106-1	A201106X-1	Standard A201107-3
	Yellow	E1049-22	E1049X-22	A201106-2	A201106X-2	
	Red	E1049-23	E1049X-23	A201106-3	A201106X-3	
	Orange	E1049-24	E1049X-24	A201106-4	A201106X-4	
	Green	E1049-25	E1049X-25	A201106-5	A201106X-5	
	White	E1049-26	E1049X-26	A201106-6	A201106X-6	Hazardous A201107X-3
	Blue	E1049-27	E1049X-27	A201106-7	A201106X-7	
	Brown	E1049-28	E1049X-28	A201106-8	A201106X-8	
	Purple	E1049-29	E1049X-29	A201106-20	A201106X-20	
	Gray	E1049-30	E1049X-30	A201106-21	A201106X-21	

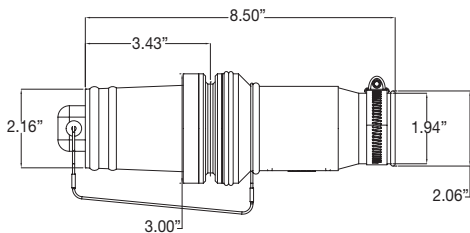
Female plugs



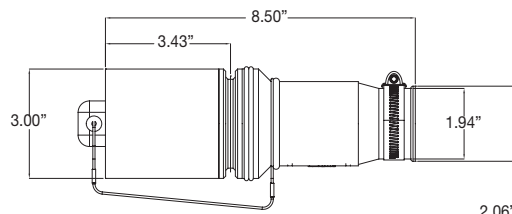
E1049-76

Connection type and wire size	Color	Cat. # Complete female connector		Cat. # Insulator		Cat. # Contact assembly
		Standard	Hazardous	Standard	Hazardous	
Hexagon crimp or solder 777 MCM	Black	E1049-70	E1049X-70	A201100-1	A201100X-1	Standard A201103-3
	Yellow	E1049-71	E1049X-71	A201100-2	A201100X-2	
	Red	E1049-72	E1049X-72	A201100-3	A201100X-3	
	Orange	E1049-73	E1049X-73	A201100-4	A201100X-4	
	Green	E1049-74	E1049X-74	A201100-5	A201100X-5	
	White	E1049-75	E1049X-75	A201100-6	A201100X-6	Hazardous A201103X-3
	Blue	E1049-76	E1049X-76	A201100-7	A201100X-7	
	Brown	E1049-77	E1049X-77	A201100-8	A201100X-8	
	Purple	E1049-78	E1049X-78	A201100-25	A201100X-25	
	Gray	E1049-79	E1049X-79	A201100-26	A201100X-26	

Dimensions:



Male connector



Female connector

Standard E1049

Ampacity rating – 40°C ambient

Cable size	90°C [Ⓞ]	125°C [Ⓞ]
777 MCM	916A	1135A

Hazardous E1049X

Ampacity rating – 55°C ambient

Cable size	125°C [Ⓞ]
777 MCM	1030A

[Ⓞ] Conductor temperature shall not exceed these ratings. Products are to only be used with copper Type P or TC-er cable; cable range of 313-777 MCM.

Roughneck E1049 receptacles

Cable size 313-777 MCM
1000V AC/DC, up to 1135A continuous

Cl. I, Div. 2, Groups A, B, C, D
Cl. I, Zone 2, AEx ec IIC Gc
UL Listed
CSA Certified
NEMA 3; IP54

cURus
CE
IEC
CENELEC

10P

Single and double hole bus bar – rotating latch

Features:

- Colored-coded receptacle housings are designed to provide easy circuit identification
- Epoxy powder shell coating provides superior corrosion resistance
- Receptacle housing allows bus bar positioning at vertical, horizontal and 45° to ease cable routing
- Receptacle assembly provides 360° mounting capabilities
- Ten standard colors available
- Locking device is lockout compatible
- Dust cover is secured to the receptacle housing
- Stainless steel hardware
- Recessed contacts protected by insulating jacket that extends beyond contact ends for safety

Standard materials:

- Insulator – rubber
- Receptacle shell – epoxy powder coated aluminum alloy
- Hardware – stainless steel
- Contact – copper

Ordering information:

Male double hole bus bar



E1049-1808X-BK

Color	Cat. # Complete assembly		Cat. # Housing assembly		Cat. # Contact assembly	
	Standard	Hazardous	Standard	Hazardous	Standard	Hazardous
Black	E1049-1808X-BK	E1049X-1808X-BK	3326695-1	3326695X-1	A201099-9	A201099X-9
Yellow	E1049-1809X-Y	E1049X-1809X-Y	3326695-2	3326695X-2	A201099-10	A201099X-10
Red	E1049-1810X-R	E1049X-1810X-R	3326695-3	3326695X-3	A201099-11	A201099X-11
Orange	E1049-1811X-OR	E1049X-1811X-OR	3326695-4	3326695X-4	A201099-12	A201099X-12
Green	E1049-1812X-G	E1049X-1812X-G	3326695-5	3326695X-5	A201099-13	A201099X-13
White	E1049-1813X-W	E1049X-1813X-W	3326695-6	3326695X-6	A201099-14	A201099X-14
Blue	E1049-1814X-BL	E1049X-1814X-BL	3326695-7	3326695X-7	A201099-15	A201099X-15
Brown	E1049-1815X-BR	E1049X-1815X-BR	3326695-8	3326695X-8	A201099-16	A201099X-16
Purple	E1049-1818X-PR	E1049X-1818X-PR	3326695-9	3326695X-9	A201099-19	A201099X-19
Gray	E1049-1819X-GY	E1049X-1819X-GY	3326695-10	3326695X-10	A201099-20	A201099X-20

Male single hole bus bar

Color	Cat. # Complete assembly		Cat. # Housing assembly		Cat. # Contact assembly	
	Standard	Hazardous	Standard	Hazardous	Standard	Hazardous
Black	E1049-1800X-BK	E1049X-1800X-BK	3326695-1	3326695X-1	A201099-1	A201099X-1
Yellow	E1049-1801X-Y	E1049X-1801X-Y	3326695-2	3326695X-2	A201099-2	A201099X-2
Red	E1049-1802X-R	E1049X-1802X-R	3326695-3	3326695X-3	A201099-3	A201099X-3
Orange	E1049-1803X-OR	E1049X-1803X-OR	3326695-4	3326695X-4	A201099-4	A201099X-4
Green	E1049-1804X-G	E1049X-1804X-G	3326695-5	3326695X-5	A201099-5	A201099X-5
White	E1049-1805X-W	E1049X-1805X-W	3326695-6	3326695X-6	A201099-6	A201099X-6
Blue	E1049-1806X-BL	E1049X-1806X-BL	3326695-7	3326695X-7	A201099-7	A201099X-7
Brown	E1049-1807X-BR	E1049X-1807X-BR	3326695-8	3326695X-8	A201099-8	A201099X-8
Purple	E1049-1816X-PR	E1049X-1816X-PR	3326695-9	3326695X-9	A201099-17	A201099X-17
Gray	E1049-1817X-GY	E1049X-1817X-GY	3326695-10	3326695X-10	A201099-18	A201099X-18

Standard E1049

Ampacity rating – 40°C ambient

Cable size	90°C Ⓜ		125°C Ⓜ	
	90°C Ⓜ	125°C Ⓜ	90°C Ⓜ	125°C Ⓜ
4/0	405A	510A		
262 MCM	455A	567A		
313 MCM	513A	636A		
444 MCM	642A	796A		
535 MCM	724A	898A		
646 MCM	814A	1009A		
777 MCM	916A	1135A		

Hazardous E1049X

Ampacity rating – 55°C ambient

Cable size	125°C Ⓜ	
	125°C Ⓜ	125°C Ⓜ
313 MCM	636A	
444 MCM	750A	
535 MCM	815A	
646 MCM	920A	
777 MCM	1030A	

Ⓜ Conductor temperature shall not exceed these ratings.

Ⓜ Conductor temperature shall not exceed these ratings. Products are to only be used with copper Type P or TC-er cable; cable range of 313-777 MCM.

Roughneck E1049 receptacles

Cable size 313-777 MCM
1000V AC/DC, up to 1135A continuous

Cl. I, Div. 2, Groups A, B, C, D
Cl. I, Zone 2, AEx ec IIC Gc
UL Listed
CSA Certified
NEMA 3; IP54

10P

Single and double hole bus bar – rotating latch (continued)

Ordering information (continued):

Female double hole bus bar



E1049-1835X-R

Color	Cat. # Complete assembly		Cat. # Housing assembly		Cat. # Contact assembly	
	Standard	Hazardous	Standard	Hazardous	Standard	Hazardous
Black	E1049-1833X-BK	E1049X-1833X-BK	3326695-1	3326695X-1	A201108-9	A201108X-9
Yellow	E1049-1834X-Y	E1049X-1834X-Y	3326695-2	3326695X-2	A201108-10	A201108X-10
Red	E1049-1835X-R	E1049X-1835X-R	3326695-3	3326695X-3	A201108-11	A201108X-11
Orange	E1049-1836X-OR	E1049X-1836X-OR	3326695-4	3326695X-4	A201108-12	A201108X-12
Green	E1049-1837X-G	E1049X-1837X-G	3326695-5	3326695X-5	A201108-13	A201108X-13
White	E1049-1838X-W	E1049X-1838X-W	3326695-6	3326695X-6	A201108-14	A201108X-14
Blue	E1049-1839X-BL	E1049X-1839X-BL	3326695-7	3326695X-7	A201108-15	A201108X-15
Brown	E1049-1840X-BR	E1049X-1840X-BR	3326695-8	3326695X-8	A201108-16	A201108X-16
Purple	E1049-1822X-PR	E1049X-1822X-PR	3326695-9	3326695X-9	A201108-19	A201108X-19
Gray	E1049-1823X-GY	E1049X-1823X-GY	3326695-10	3326695X-10	A201108-20	A201108X-20

Note: Receptacle assembly catalog numbers include the insulator, receptacle housing, gasket and dust cover. Dust cover receptacle (male or female) catalog number: A201113-5.

Female single hole bus bar

Color	Cat. # Complete assembly		Cat. # Housing assembly		Cat. # Contact assembly	
	Standard	Hazardous	Standard	Hazardous	Standard	Hazardous
Black	E1049-1825X-BK	E1049X-1825X-BK	3326695-1	3326695X-1	A201108-1	A201108X-1
Yellow	E1049-1826X-Y	E1049X-1826X-Y	3326695-2	3326695X-2	A201108-2	A201108X-2
Red	E1049-1827X-R	E1049X-1827X-R	3326695-3	3326695X-3	A201108-3	A201108X-3
Orange	E1049-1828X-OR	E1049X-1828X-OR	3326695-4	3326695X-4	A201108-4	A201108X-4
Green	E1049-1829X-G	E1049X-1829X-G	3326695-5	3326695X-5	A201108-5	A201108X-5
White	E1049-1830X-W	E1049X-1830X-W	3326695-6	3326695X-6	A201108-6	A201108X-6
Blue	E1049-1831X-BL	E1049X-1831X-BL	3326695-7	3326695X-7	A201108-7	A201108X-7
Brown	E1049-1832X-BR	E1049X-1832X-BR	3326695-8	3326695X-8	A201108-8	A201108X-8
Purple	E1049-1820X-PR	E1049X-1820X-PR	3326695-9	3326695X-9	A201108-17	A201108X-17
Gray	E1049-1821X-GY	E1049X-1821X-GY	3326695-10	3326695X-10	A201108-18	A201108X-18

Note: Receptacle assembly catalog numbers include the insulator, receptacle housing, gasket and dust cover. Dust cover receptacle (male or female) catalog number: A201113-5.

Roughneck E1049 receptacles

Cable size 313-777 MCM
1000V AC/DC, up to 1135A continuous

Cl. I, Div. 2, Groups A, B, C, D
Cl. I, Zone 2, AEx ec IIC Gc
UL Listed
CSA Certified
NEMA 3; IP54

cURus
CE
IEC
CENELEC

10P

Single and double hole bus bar – short throw latch

Features:

- Colored-coded receptacle housings are designed to provide easy circuit identification
- Epoxy powder shell coating provides superior corrosion resistance
- Receptacle housing allows bus bar positioning at vertical, horizontal and 45° to ease cable routing
- Receptacle assembly provides 360° mounting capabilities
- Ten standard colors available
- Locking device is lockout compatible
- Dust cover is secured to the receptacle housing
- Stainless steel hardware
- Recessed contacts protected by insulating jacket that extends beyond contact ends for safety

Standard materials:

- Insulator – rubber
- Receptacle shell – epoxy powder coated aluminum alloy
- Hardware – stainless steel
- Contact – copper

Ordering information:



E1049-1814ST-BL

Male double hole bus bar

Color	Cat. # Complete assembly		Cat. # Housing assembly		Cat. # Contact assembly	
	Standard	Hazardous	Standard	Hazardous	Standard	Hazardous
Black	E1049-1808ST-BK	E1049X-1808ST-BK	3326695-1ST	3326695X-1ST	A201099-9	A201099X-9
Yellow	E1049-1809ST-Y	E1049X-1809ST-Y	3326695-2ST	3326695X-2ST	A201099-10	A201099X-10
Red	E1049-1810ST-R	E1049X-1810ST-R	3326695-3ST	3326695X-3ST	A201099-11	A201099X-11
Orange	E1049-1811ST-OR	E1049X-1811ST-OR	3326695-4ST	3326695X-4ST	A201099-12	A201099X-12
Green	E1049-1812ST-G	E1049X-1812ST-G	3326695-5ST	3326695X-5ST	A201099-13	A201099X-13
White	E1049-1813ST-W	E1049X-1813ST-W	3326695-6ST	3326695X-6ST	A201099-14	A201099X-14
Blue	E1049-1814ST-BL	E1049X-1814ST-BL	3326695-7ST	3326695X-7ST	A201099-15	A201099X-15
Brown	E1049-1815ST-BR	E1049X-1815ST-BR	3326695-8ST	3326695X-8ST	A201099-16	A201099X-16
Purple	E1049-1818ST-PR	E1049X-1818ST-PR	3326695-9ST	3326695X-9ST	A201099-19	A201099X-19
Gray	E1049-1819ST-GY	E1049X-1819ST-GY	3326695-10ST	3326695X-10ST	A201099-20	A201099X-20

Male single hole bus bar

Color	Cat. # Complete assembly		Cat. # Housing assembly		Cat. # Contact assembly	
	Standard	Hazardous	Standard	Hazardous	Standard	Hazardous
Black	E1049-1800ST-BK	E1049X-1800ST-BK	3326695-1ST	3326695X-1ST	A201099-1	A201099X-1
Yellow	E1049-1801ST-Y	E1049X-1801ST-Y	3326695-2ST	3326695X-2ST	A201099-2	A201099X-2
Red	E1049-1802ST-R	E1049X-1802ST-R	3326695-3ST	3326695X-3ST	A201099-3	A201099X-3
Orange	E1049-1803ST-OR	E1049X-1803ST-OR	3326695-4ST	3326695X-4ST	A201099-4	A201099X-4
Green	E1049-1804ST-G	E1049X-1804ST-G	3326695-5ST	3326695X-5ST	A201099-5	A201099X-5
White	E1049-1805ST-W	E1049X-1805ST-W	3326695-6ST	3326695X-6ST	A201099-6	A201099X-6
Blue	E1049-1806ST-BL	E1049X-1806ST-BL	3326695-7ST	3326695X-7ST	A201099-7	A201099X-7
Brown	E1049-1807ST-BR	E1049X-1807ST-BR	3326695-8ST	3326695X-8ST	A201099-8	A201099X-8
Purple	E1049-1816ST-PR	E1049X-1816ST-PR	3326695-9ST	3326695X-9ST	A201099-17	A201099X-17
Gray	E1049-1817ST-GY	E1049X-1817ST-GY	3326695-10ST	3326695X-10ST	A201099-18	A201099X-18

Note: Receptacle assembly catalog numbers include the insulator, receptacle housing, gasket and dust cover. Dust cover receptacle (male or female) catalog number: A201113-5.

Standard E1049		
Ampacity rating – 40°C ambient		
Cable size	90°C ①	125°C ①
4/0	405A	510A
262 MCM	455A	567A
313 MCM	513A	636A
444 MCM	642A	796A
535 MCM	724A	898A
646 MCM	814A	1009A
777 MCM	916A	1135A

Hazardous E1049X	
Ampacity rating – 55°C ambient	
Cable size	125°C ②
313 MCM	636A
444 MCM	750A
535 MCM	815A
646 MCM	920A
777 MCM	1030A

① Conductor temperature shall not exceed these ratings.

② Conductor temperature shall not exceed these ratings. Products are to only be used with copper Type P or TC-er cable; cable range of 313-777 MCM.

Roughneck E1049 receptacles

Cable size 313-777 MCM
1000V AC/DC, up to 1135A continuous

Cl. I, Div. 2, Groups A, B, C, D
Cl. I, Zone 2, AEx ec IIC Gc
UL Listed
CSA Certified
NEMA 3; IP54

cURus
CE
IEC
GENELEC

10P

Single and double hole bus bar – short throw latch (continued)

Ordering information (continued):

Female double hole bus bar



E1049-1833ST-BK

Color	Cat. # Complete assembly		Cat. # Housing assembly		Cat. # Contact assembly	
	Standard	Hazardous	Standard	Hazardous	Standard	Hazardous
Black	E1049-1833ST-BK	E1049X-1833ST-BK	3326695-1ST	3326695X-1ST	A201108-9	A201108X-9
Yellow	E1049-1834ST-Y	E1049X-1834ST-Y	3326695-2ST	3326695X-2ST	A201108-10	A201108X-10
Red	E1049-1835ST-R	E1049X-1835ST-R	3326695-3ST	3326695X-3ST	A201108-11	A201108X-11
Orange	E1049-1836ST-OR	E1049X-1836ST-OR	3326695-4ST	3326695X-4ST	A201108-12	A201108X-12
Green	E1049-1837ST-G	E1049X-1837ST-G	3326695-5ST	3326695X-5ST	A201108-13	A201108X-13
White	E1049-1838ST-W	E1049X-1838ST-W	3326695-6ST	3326695X-6ST	A201108-14	A201108X-14
Blue	E1049-1839ST-BL	E1049X-1839ST-BL	3326695-7ST	3326695X-7ST	A201108-15	A201108X-15
Brown	E1049-1840ST-BR	E1049X-1840ST-BR	3326695-8ST	3326695X-8ST	A201108-16	A201108X-16
Purple	E1049-1822ST-PR	E1049X-1822ST-PR	3326695-9ST	3326695X-9ST	A201108-19	A201108X-19
Gray	E1049-1823ST-GY	E1049X-1823ST-GY	3326695-10ST	3326695X-10ST	A201108-20	A201108X-20

Note: Receptacle assembly catalog numbers include the insulator, receptacle housing, gasket and dust cover. Dust cover receptacle (male or female) catalog number: A201113-5.

Female single hole bus bar

Color	Cat. # Complete assembly		Cat. # Housing assembly		Cat. # Contact assembly	
	Standard	Hazardous	Standard	Hazardous	Standard	Hazardous
Black	E1049-1825ST-BK	E1049X-1825ST-BK	3326695-1ST	3326695X-1ST	A201108-1	A201108X-1
Yellow	E1049-1826ST-Y	E1049X-1826ST-Y	3326695-2ST	3326695X-2ST	A201108-2	A201108X-2
Red	E1049-1827ST-R	E1049X-1827ST-R	3326695-3ST	3326695X-3ST	A201108-3	A201108X-3
Orange	E1049-1828ST-OR	E1049X-1828ST-OR	3326695-4ST	3326695X-4ST	A201108-4	A201108X-4
Green	E1049-1829ST-G	E1049X-1829ST-G	3326695-5ST	3326695X-5ST	A201108-5	A201108X-5
White	E1049-1830ST-W	E1049X-1830ST-W	3326695-6ST	3326695X-6ST	A201108-6	A201108X-6
Blue	E1049-1831ST-BL	E1049X-1831ST-BL	3326695-7ST	3326695X-7ST	A201108-7	A201108X-7
Brown	E1049-1832ST-BR	E1049X-1832ST-BR	3326695-8ST	3326695X-8ST	A201108-8	A201108X-8
Purple	E1049-1820ST-PR	E1049X-1820ST-PR	3326695-9ST	3326695X-9ST	A201108-17	A201108X-17
Gray	E1049-1821ST-GY	E1049X-1821ST-GY	3326695-10ST	3326695X-10ST	A201108-18	A201108X-18

Note: Receptacle assembly catalog numbers include the insulator, receptacle housing, gasket and dust cover. Dust cover receptacle (male or female) catalog number: A201113-1.

Roughneck E1049 plugs and receptacles

Cl. I, Div. 2, Groups A, B, C, D
Cl. I, Zone 2, AEx ec IIC Gc
UL Listed
CSA Certified
NEMA 3; IP54

cURus
CE
IEC
GENELEC

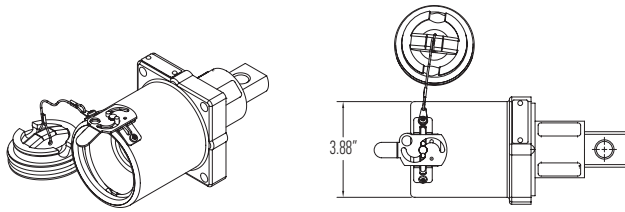
10P

Accessories (ordered separately):

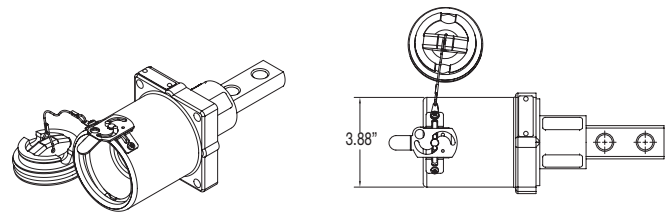
Cat. #	Description
201115	Gasket for receptacle housing (E1049 standard)
K1318428	Gasket for receptacle housing (E1049X hazardous)
319735-1	Neoprene vulcanizing tape
A201103-9	4/0-262 MCM female contact
A201107-9	4/0-262 MCM male contact
A201113-1	Receptacle dust cover – short throw
A201114-4	Dust cover for female plug, black
A201113-5	Receptacle dust cover – rotating latch
A201113-6	Dust cover for male plug, black
E1015GND	E1015 ground lug
K1318353	Ball check pin
K3326821-1	In-line coupler repair kit
K3318296	Receptacle repair kit – rotating latch
K3326821-2	Receptacle repair kit – short throw

Cat. #		Color	Description
Standard	Hazardous		
A201096-1	A20109X-1	Anodized aluminum	
A201096-1-BK	A201096X-1-BK	Black	
A201096-1-Y	A201096X-1-Y	Yellow	
A201096-1-R	A201096X-1-R	Red	
A201096-1-OR	A201096X-1-OR	Orange	Coupler for mating male to female plug
A201096-1-G	A201096X-1-G	Green	
A201096-1-W	A201096X-1-W	White	
A201096-1-BL	A201096X-1-BL	Blue	
A201096-1-BR	A201096X-1-BR	Brown	
A201096-1-PR	A201096X-1-PR	Purple	
A201096-1-GY	A201096X-1-GY	Gray	

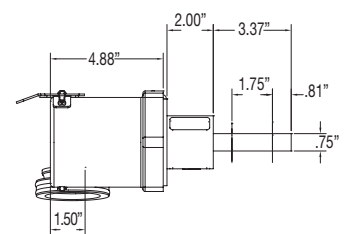
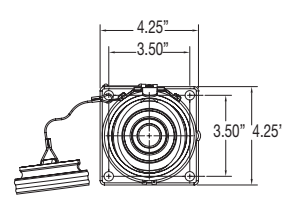
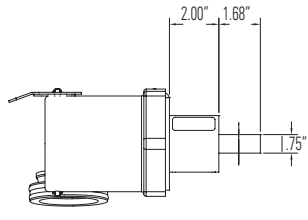
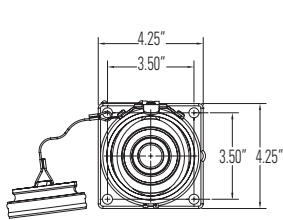
Dimensions:



Receptacle single hole



Receptacle double hole



Receptacle housing mounting pattern (rotating latch) (0.125" minimum spacing required between receptacles)

