


Count	Description
1	<p>DDE 6-10</p>  <p>Product photo could vary from the actual product</p> <p>Product No.: 98147361 DDE 6-10 PR-SS/T/SS-X-32VVBG</p> <p>The SMART Digital DDE is a compact positive displacement, diaphragm dosing pump with variable-speed drive (stepper motor) and intelligent control electronics with minimum energy consumption. The SMART Digital Dosing series operates at full stroke length to ensure optimum accuracy, priming and suction, even for degassing liquids. The duration of each discharge stroke varies according to the capacity set, resulting in optimum smooth and continuous discharge flow.</p> <p>The click-stop mounting plate allows installation in three different positions without using any additional accessories. The dosing flow can be adjusted by means of an adjustment knob on a logarithmical scale from 0.1-100%.</p> <p>The dosing head is composed of:</p> <ul style="list-style-type: none"> - Long lifetime and universal chemical resistant Full-PTFE diaphragm. - Double ball valves for highest dosing accuracy. - Deaeration valve for easy start-up. <p>Operation modes:</p> <ul style="list-style-type: none"> - Manual dosing from 0.1 to 100%. - Pulse control (divisor function included). <p>Other features:</p> <ul style="list-style-type: none"> - 100 % key (max. capacity), e.g. for deaeration. - Operation mode switch key between manual and pulse. - Status LEDs for pulse and manual. - Mechanical lock to protect the pump against unauthorized access. <p>Signal- Inputs/outputs:</p> <ul style="list-style-type: none"> - Input for pulse, external stop. - Input for empty tank signal. - 2 potential free output relays for max. 30 V AC/DC (configurable, alarm, low level, full stroke signal and pulse) <p>Controls:</p> <p>Control variant: PR Ext. Stop input: NO</p> <p>Liquid:</p> <p>Pumped liquid: Water Liquid temperature range: 14 .. 113 °F Selected liquid temperature: 68 °F Density: 62.29 lb/ft³</p> <p>Technical:</p> <p>Type key: DDE 6-10 PR-SS/T/SS-X-32VVBG Max. Flow: 1.585 US gal/hour</p>

Count	Description
	<p>Min flow: 6.0 ml/h</p> <p>Turn-down ratio: 1:1000</p> <p>Approvals on nameplate: CE, CSA-US, NSF61, RCM</p> <p>Valve type: Spring-Loaded (HV-version)</p> <p>Maximum viscosity at 100 %: 600 mPas</p> <p>Maximum viscosity in slow mode 50 %: N/A mPas</p> <p>Maximum viscosity in slow mode 25 %: N/A mPas</p> <p>Accuracy of repeatability: 5 %</p> <p>Materials:</p> <p>Dosing head: Stainless Steel 1.4435</p> <p>Valve ball: Stainless steel</p> <p>Gasket: PTFE</p> <p>Installation:</p> <p>Range of ambient temperature: 32 .. 113 °F</p> <p>Maximum operating pressure: 145.04 psi</p> <p>Installation set: NO</p> <p>Installation type: No installation set</p> <p>Pump inlet: Threaded, NPT 1/4"</p> <p>Pump outlet: Threaded, NPT 1/4"</p> <p>Max. Suction lift during operation: 19.7 ft</p> <p>Max. Suction lift during priming: 6.56 ft</p> <p>Electrical data:</p> <p>Maximum power input - P1: 19 W</p> <p>Main frequency: 60 Hz</p> <p>Rated voltage: 1 x 100-240 V</p> <p>Enclosure class (IEC 34-5): IP65 / NEMA 4X</p> <p>Length of cable: 4.92 ft</p> <p>Type of cable plug: USA, Canada</p> <p>Inrush current: 25A at 230V for 2ms</p> <p>Others:</p> <p>Net weight: 4.41 lb</p> <p>Gross weight: 6.62 lb</p>



Company name:

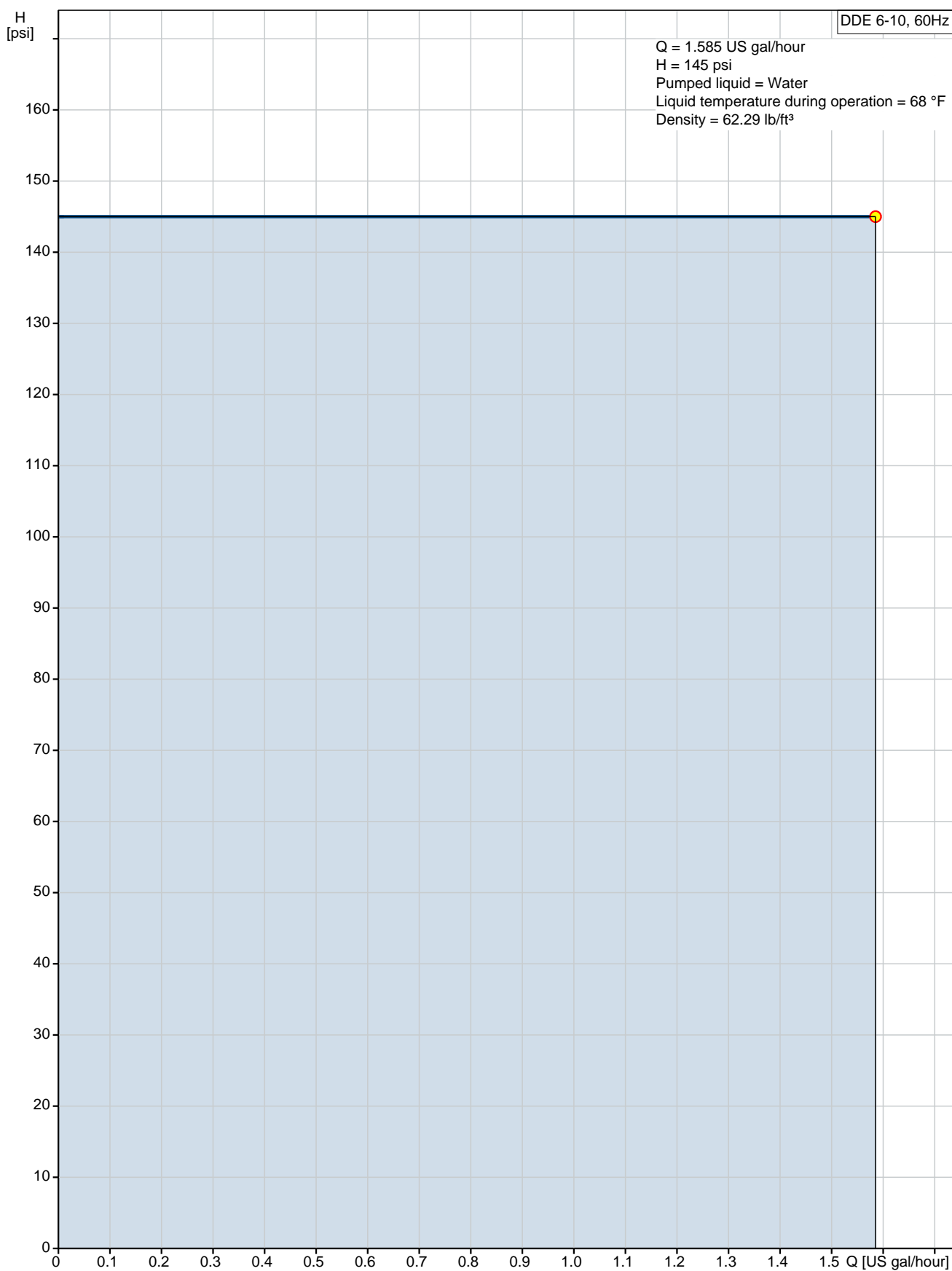
Created by:

Phone:

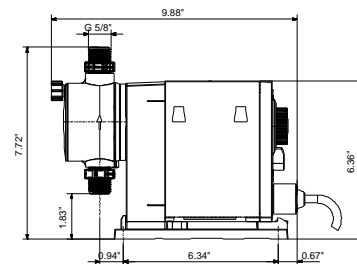
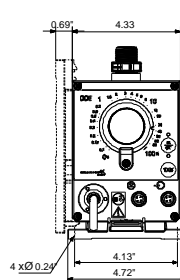
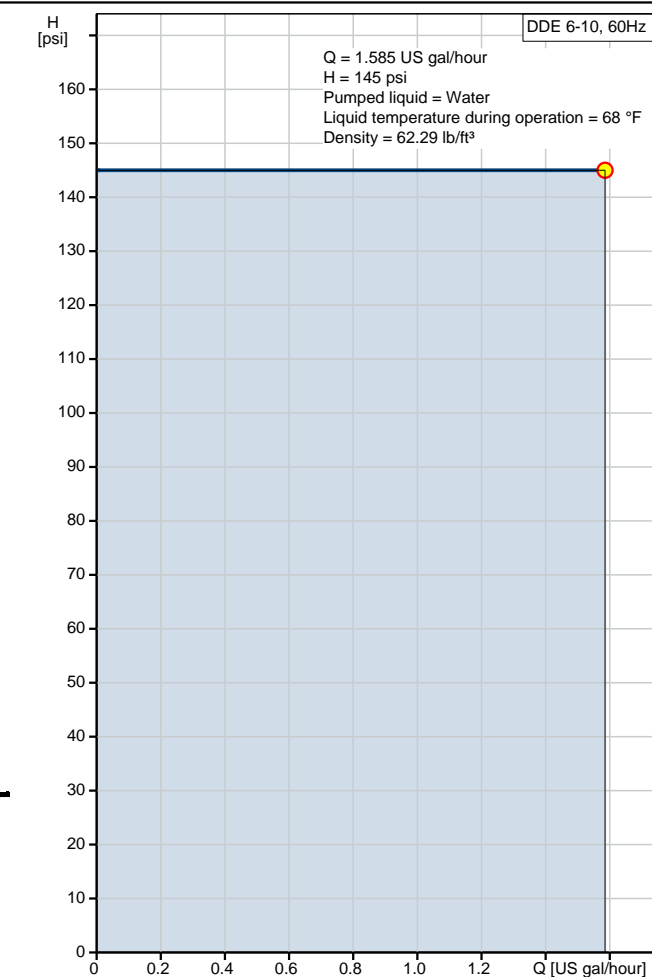
Date:

4/11/2019

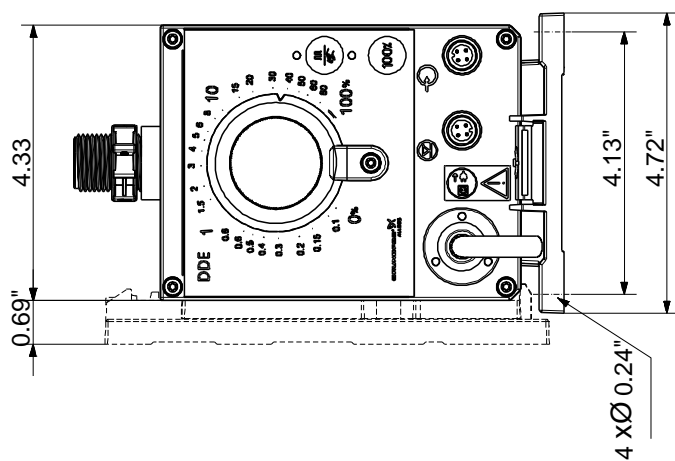
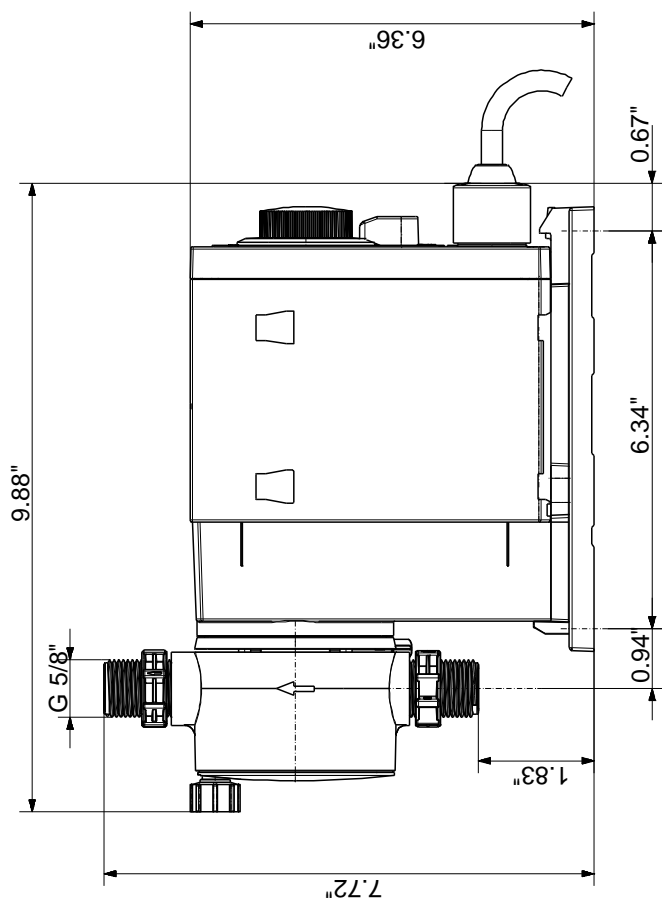
98147361 DDE 6-10 60 Hz



Description	Value
General information:	
Product name:	DDE 6-10
Product No.:	98147361
EAN:	5711490474589
Technical:	
Type key:	DDE 6-10 PR-SS/T/SS-X-32VVBG
Max. Flow:	1.585 US gal/hour
Min flow:	6.0 ml/h
Turn-down ratio:	1:1000
Approvals on nameplate:	CE, CSA-US, NSF61, RCM
Valve type:	Spring-Loaded (HV-version)
Maximum viscosity at 100 %:	600 mPas
Maximum viscosity in slow mode 50 %:	N/A mPas
Maximum viscosity in slow mode 25 %:	N/A mPas
Accuracy of repeatability:	5 %
Materials:	
Dosing head:	Stainless Steel 1.4435
Valve ball:	Stainless steel
Gasket:	PTFE
Installation:	
Range of ambient temperature:	32 .. 113 °F
Maximum operating pressure:	145.04 psi
Installation set:	NO
Installation type:	No installation set
Pump inlet:	Threaded, NPT 1/4"
Pump outlet:	Threaded, NPT 1/4"
Max. Suction lift during operation:	19.7 ft
Max. Suction lift during priming:	6.56 ft
Liquid:	
Pumped liquid:	Water
Liquid temperature range:	14 .. 113 °F
Selected liquid temperature:	68 °F
Density:	62.29 lb/ft³
Electrical data:	
Maximum power input - P1:	19 W
Main frequency:	60 Hz
Rated voltage:	1 x 100-240 V
Enclosure class (IEC 34-5):	IP65 / NEMA 4X
Length of cable:	4.92 ft
Type of cable plug:	USA, Canada
Inrush current:	25A at 230V for 2ms
Controls:	
Control variant:	PR
Ext. Stop input:	NO
Others:	
Net weight:	4.41 lb
Gross weight:	6.62 lb



98147361 DDE 6-10 60 Hz



Note! All units are in [in] unless otherwise stated.
Disclaimer: This simplified dimensional drawing does not show all details.



Company name:

Created by:

Phone:

Date:

4/11/2019

Order Data:

Product name: DDE 6-10

Amount: 1

Product No.: 98147361

Total: Price on request
